

Intelligent Dynamic Load Management Based on Solar Panel Monitoring

Gwendolin Wilke¹, Marc Schaaf¹, Erik Bunn², Topi Mikkola², Remo Ryter¹, Holger Wache¹
and Stella Gatzju Grivas¹

¹*Institute for Information Systems, University of Applied Sciences and Arts Northwestern Switzerland,
Riggenbachstr. 16, 4600 Olten, Switzerland*

²*BaseN Corporation, Helsinki, Salmisaarenaukio 1, FI-00180 Helsinki, Finland*

{gwendolin.wilke, marc.schaaf, holger.wache, stella.gatziugrivas, remo.ryter}@fhnw.ch, {ebu,topi.mikkola}@basen.net

Keywords: Smart Grid, Complex Event Processing, Dynamic Data Handling.

Abstract: The Smart Grid will largely increase the amount of measurement data that needs to be processed on distribution grid level in order to fulfill the promised smart behavior. Many modern information systems are capable of handling the produced data amounts quite well. However they are usually highly specialized systems that are costly to change or limited to very basic analytical tasks. We aim to overcome these limitations by utilizing an optimized event processing based framework that can easily be customized to a certain application scenario. In the paper we outline our approach by applying it to one of our motivational scenarios from the area of intelligent dynamic load management.

1 INTRODUCTION AND PROBLEM STATEMENT

Smart Grids promise to improve the efficiency, reliability and sustainability of today's power grids by utilizing communication and information technology. To this end, detailed information on supply, transmission and consumption is made accessible, which leads to a massive increase in measurement data to process in particular at the distribution grid level. This holds most notably for dynamic load management (DLM) approaches, cf., e.g., (Koch et al., 2009; Dam et al., 2008).

Dynamic load management is a special form of demand-side management that refers to the ability to influence load curves dynamically as a reaction to an operational state, such as transformer overloading or the measured level of energy production of a photovoltaic unit (PV). DLM will become particularly important in the future due to the proliferation of stochastic and distributed renewable energy sources such as solar panels and wind turbines (Molderink et al., 2010): The high fluctuation in energy production leads to higher grid volatility, which jeopardizes the stability and security of power supply. DLM can be used to balance fluctuations by complementing long-term storage units, such as pumped-storage hydropower plants, cf., e.g., (Koch et al., 2009). To implement DLM in a smart grid, it is necessary to

introduce highly flexible monitoring and information systems that are able to monitor and rapidly process the huge amounts of data from advanced metering infrastructure (AMI) and external sources. To provide the necessary decision making capability to automatically trigger load shifting, complex relations in the produced data must be analysed. Many modern information systems are capable of handling these data volumes quite well. Yet, there is usually a trade off between two aspects:

- the capability to monitor and process big data amounts in near real time, and
- the amount of flexibility in performing complex analytical tasks.

One approach that allows for a partial reconciliation of these two aspects is complex event processing (CEP). It allows for monitoring and rapidly analysing Big Data streams. Yet, to ensure scalability, the conventional CEP processing model requires the incoming event streams to be pre-partitioned. The static pre-partitioning limits the flexibility of the approach in analysing complex relationships in the data, since data streams can only be related to each other if they share the same partition. This can pose a problem for DLM solutions that rely on highly dynamic and complex patterns for grid state estimation. To overcome this problem, we propose an extension of the conventional CEP framework which we call *dynamic complex event processing* (DCEP) framework. It adds a

situation specific *dynamic partition* to the static CEP partitions. We outline the proposed DCEP framework by applying it to one of the use cases identified in the EUROSTARS project DYNE¹. Here, we consider the issue of increased voltage variations along branches of the distribution grid, which stem from the stochastic infeed of decentralized PVs. The voltage variations can be balanced with DLM if intraday PV production forecasts can be provided. Since they depend on fast changing weather conditions such as moving clouds, these patterns must be analysed to estimate the grid state, and we show that they usually break with any static partitioning of sensor measurement streams.

The paper is structured as follows: Section 2 briefly outlines similar approaches to dealing with big data in DLM applications. Section 3 describes the reference use case that is used as a running example in the remainder of the paper. The processing model of the DCEP framework is described in detail in section 4. The paper ends with conclusions and an outline of future work.

2 APPROACHES TO HANDLING BIG SMART GRID DATA

The highly dynamical nature of the power grid, the proliferation of distributed generation (DG), and the massive amounts of measurement data available in a smart grid pose considerable challenges to DLM processing. This holds in particular for DLM applications that aim at avoiding switching off DG units when the frequency or voltage deviation in the grid exceeds the allowable threshold, cf., e.g., (Lu and Hammerstrom, 2006). To meet these challenges, DLM algorithms often use *demand* prediction to estimate future grid states. Yet, accuracy of estimations is limited, since short-term forecasting of PV *production* curves is usually omitted due to the stochastic nature of the infeed. Many DLM models employ differential equations and optimization functions that require significant time to be solved numerically. As a consequence, grid state estimations can be updated only in intervals of several minutes (instead of several seconds), and the according load management operations operate at a similar level of detail. E.g., (Koch et al., 2010) employ a Model Predictive Control strategy to operate controllable thermal household appliances for minimizing the “balance error” of a group of end customers at distribution grid level. In this case, a 15-minute update cycle leaves enough time to

pre-calculate the estimated grid state. As another example, (Ringwood et al., 2001) use neural networks for peak demand prediction, but the level of detail acquired omits other cardinal points of the load curves such as valleys, which are necessary for short time-scale dynamic load management.

In order to allow near-real-time DLM operations that operate at a higher level of detail, the accuracy of grid state estimation must be increased. This can be done by complementing the above mentioned demand forecast approaches with short time scale production forecasts, and we address this challenge in our reference use case, cf. section 3. To achieve this goal, the computing performance of DLM solutions must be increased. As of today, only few approaches exist that address the problem, and they mostly do not directly address DLM. E.g., (Yin et al., 2011) propose a scalable and reliable middleware layer for real time data management in smart grids. The proposed software is tailored to smart grid requirements and thereby eliminates overheads of other data middleware such as latencies and unpredictable performance stemming from e.g. the use of generalized APIs. Yet, the software has not been tested with DLM applications. Another approach is given by (Huang and Nieplocha, 2008) who propose a parallelization approach with high performance computing (HPC). Unlike these solutions, the proposed DCEP approach does not rely on costly HPC hardware. We increase the computing efficiency by separating simple pattern matching tasks (that can operate rapidly on Big Data using conventional CEP) from dynamically changing complex analysis tasks that only required a small portion of the overall data stream for their deductions.

3 USE CASE SCENARIO

The introduction of decentralized energy production causes increased variability of the voltage level along distribution lines at the lowest grid layer, and, as a result, the voltage level sometimes exceeds the maximum allowable threshold (Vovos et al., 2007), cf. Figure 1.

This problem can be solved by switching off generators when the threshold is met, by increasing the capacity of power lines, or by installing distribution grid transformers that are switchable on load. Our reference use case addresses the latter scenario: here, DLM peak shaving can be used to avoid unnecessary switching operations of the adjustable transformer, switching being costly and reducing equipment life span.

Figure 1A) illustrates the problem of increased

¹www.project-dyne.eu

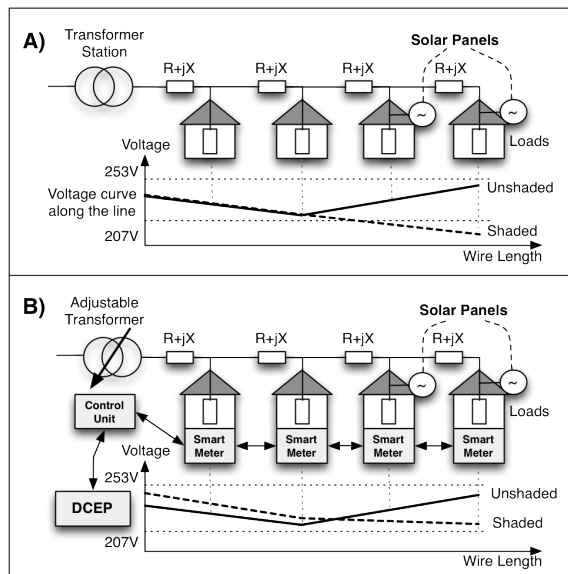


Figure 1: Increased variability of voltage levels caused by PV infeed, A) with conventional transformers, B) with adjustable transformers.

variability of the voltage level when conventional transformers are used. In rural areas, distribution power lines are often connected to the grid by only one feeder. If additional decentralized PV units are connected to such power lines, the voltage level progression along a line depends not only on the power consumption of the households, but also on the PVs' power production. The figure shows the voltage level progression along a power line in times of high power consumption. The continuous line depicts the voltage curve when the PVs production is average. In order to account for the additional PV infeed, the transformer's level of infeed is lower than normal, and chosen so that the resulting (continuous) voltage curve is well within the tolerance band of $230 \pm 23V$. In contrast, the dotted line depicts the voltage curve when PVs production is low, e.g., at nighttime or when PVs are shaded by fog or passing clouds. In this case, PVs do not add to the voltage level. Since the infeed level is low and can not be changed, the dotted curve falls below the lower threshold of 207V. Choosing a higher infeed level does not solve the problem, since the continuous voltage curve would exceed the upper threshold of 253V.

Figure 1B) illustrates the situation when adjustable transformers are used. Here, the infeed level can be changed on load. Whenever PV production is low, smart metering devices at the households measure a drop in the voltage level, and report it to the autonomous management unit of the adjustable transformer, which steps up the infeed level. The dotted line shows that the resulting voltage curve stays




Figure 2: Use case scenario.

within the tolerance band.

DLM can be used in order to avoid unnecessary switching operations that are, e.g., caused by fast travelling clouds, cf. Figure 2. As a cloud passes over a PV P installed along the power line L , it temporarily casts a shadow on P and causes the transformer T to switch the infeed level up and then down again in fast succession. Whenever the time span in question is less than 30 minutes, DLM is well suited to temporarily shift or reduce consumer loads on household level, e.g., by delaying the charging of electric vehicles or by temporarily interrupting the operation of heat pumps, cf., e.g., (Koch et al., 2009).

Yet, the intervals between switching operations are often much smaller, and DLM algorithms must react quickly. To provide the required rapid reaction time, DLM algorithms must include short-term demand and production forecasts. Our use case focuses on predicting sudden drops in PV production that are caused by traveling clouds in areas of high PV density. Here, smart meter readings of neighbouring PVs can be used to estimate a cloud's trajectory, which in turn can be used to predict the time and duration of shading of a given PV, cf. Figure 2.

Complex Event Processing (CEP) is a scalable method for analysing and combining Big Data streams from multiple sources to infer events or patterns that suggest more complicated circumstances. Its goal is to identify and track meaningful events and respond to them as quickly as possible. It hence provides the capability to process and analyze big data amounts in near real time, and this is a necessary requirement to implement the cloud tracking task described above. Unfortunately, CEP does not provide sufficient flexibility to indeed implement the task, since CEP requires the overall event stream to be partitioned in advance to ensure the scalability of the approach. The partitions can not be changed during processing, and complex patterns can only be recognized if they are composed of event streams of the same partition. As a consequence, cloud tracking can not be implemented with conventional CEP.

To see this, consider Figure 3, which sketches a sensor field consisting of PV units, partitioned into

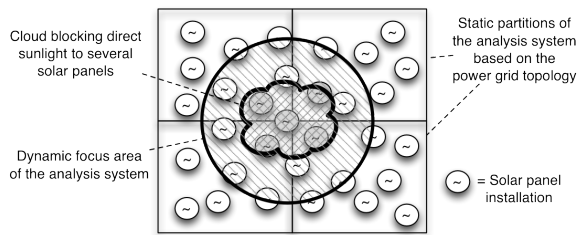


Figure 3: Fixed partitions prevent cloud tracking.

four squares. A cloud that is traveling above the PV field may have an arbitrary trajectory that potentially crosses the boundaries of any predefined partition along its way. E.g., as shown in the figure, the cloud may occlude parts of all four partitions of the sensor field at a given point in time. In this case, the CEP platform can not recognize the cloud as one integral object, but instead recognizes four different objects, one in each of the four partitions. This would not be a problem per se, if the trajectories of the four “cloud parts” could be calculated to estimate their future movements. Unfortunately, this is not the case: when trying to derive an object’s trajectory, a tracking algorithm must consider changes of sensor readings in the object’s neighbourhood. This is not always possible, since the neighbourhood of a cloud part overlaps with another partition, preventing the algorithm from analyzing its movement.

4 PROCESSING MODEL AND PROTOTYPE ARCHITECTURE

In order to address the problem of prepartitioning in conventional CEP architectures, we extend it with the possibility of instantiating dynamically changing partitions. We refer to such a dynamic partition as a *focus area*, and the processing tasks performed within are referred to as *focused processing*. Our focused processing framework consists of three phases: The *situation indication phase* is based on normal CEP stream processing; the *focused processing initialization phase* determines the selection of data streams necessary for a given complex analysis task (e.g., cloud recognition and tracking); finally, the *focused processing phase* performs the the dynamically changing and computationally intensive analysis tasks in a separate processing environment that is decoupled from the normal CEP processing with its fixed pre-partitioning. The prototype architecture has been developed in a cooperation of the University of Applied Sciences and Arts Northwestern Switzerland (FHNW) and the Finnish technology company

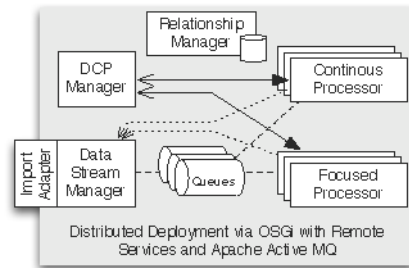


Figure 4: DCEP Architecture Overview.

BaseN² as part of the DYNE project. BaseN’s real-time monitoring and stream processing platform provides built-in components for preprocessing the raw event stream data from PV measurements. The preprocessing includes semantic enrichment with context information such as measurement units and device parameters, as well as filters for statistical evaluation and data concentration. In particular, data quality issues such as noisy PV measurement data, varying latencies and packet loss observed in smart metering systems can already be partially dealt with in the preprocessing step.

The processing system architecture defines several loosely coupled components that can be deployed on multiple computers to allow for basic scalability (Figure 4). The main components are defined as follows: The *DCEP Manager* acts as an overseer of components that manages the life cycle of the specified use cases including the initial situation monitoring setup and the coordination of the focused processing. The *Continuous Processor* is configured by the DCEP Manager to continuously monitor for use case specific situation indicators in the incoming event data. The event data is provided by the *Data Stream Manager* which allows each component to subscribe itself to event streams provided by the BaseN Monitoring platform. A specialized adapter component mediates between the BaseN communication system and our DCEP system. If an indicator for a complex situation of interest is detected during normal CEP processing, the DCEP Manager is notified, which configures the *Focused Processor* component to initialize a new focused processing and to subscribe to the required data streams. Both processing components, the continuous and the focused processing, are intended to be instantiated multiple times on several computers to provide scalability. The resource provisioning of the infrastructure is handled by the BaseN Platform and is similar to a typical cloud infrastructure as a service offering. To support the processing tasks with additional domain specific knowledge, the *Relationship Manager* provides access to a specialized knowledge

²<https://www.basen.net/>

base specified by a RDF schema.

To illustrate the focused processing mechanism, we outline the processing flow for a cloud tracking use case in simplified form.

Identifying relevant event streams. For every use case, a processing model specific representation of the use case is provided: the so-called *use case template*. It refers to domain specific background knowledge that is available through the *relationship manager*. Since not all event streams are relevant for every use case, the knowledge contained in the use case template is used to query the relationship manager for relevant data streams. For each of the single event streams contained in the result set, the situation indication is initialized as a normal processing task by the DCEP Manager. In our example use case, relevant event stream sources are the PV sensors. The query is specified in SPARQL:

```

PREFIX :<http://www.w3.org/2000/01
        rdf-schema#>
PREFIX rdf:<http://www.w3.org/1999/
        02/22-rdf-syntax-ns#>
PREFIX sg:<http://project-dyne.eu/
        smartgrid#>
select distinct ?streamid where
{?streamid rdf:type sg:solarPanel}

```

Situation Indication Phase. The use case template provides a set of rules that defines an indication of the possible occurrence of a situation of interest. It is evaluated against each of the relevant individual event streams. In our example use case, a sudden production drop in a single PV sensor can serve as an indicator that it may be shaded by a cloud. The indication rule is specified in the event stream processing language used by the JBoss Drools Fusion engine³:

```

package eu.project-dyne;
import eu.project-dyne.Measurement;
declare Measurement
    @role(event)
end
rule "ProductionDrop"
dialect "mvel"
when
    Number($avg:doubleValue)
    from accumulate(
        Measurement($val:value,value>0)
        over window:time(1m)
        from entry-point
            "datastream_0",
        average($val))
    Number($avg<30)

```

³Ref to JBoss hp

```

then
    // trigger situation
end

```

Focused Processing Initialization Phase. Once a situation indication rule fires, the DCEP Manager is informed so it can determine an initial focus area for a focused processing instance. To do this, a SPARQL query to the Relationship Manager retrieves a set of single event stream identifiers to be monitored in the beginning of the focused processing stage. In the example, the focus area consists of all PV sensor event streams that are in the immediate neighbourhood of the event stream that triggered the indication rule, cf. Figure 3. The exact query would exceed the size of this paper. It is of a similar structure as the previous SPARQL query and uses the additional WGS84 Geo Positioning vocabulary⁴. To avoid redundant instantiations of processes in the focused processing phase, the DCEP Manager checks if the retrieved focus area coincides with other focus areas of already instantiated focused processing tasks. If so, the process is aborted. Otherwise the DCEP Manager instantiates a new focused processing instance.

Focused Processing. An algorithm is specified that performs the actual focused processing. Since we consider highly dynamical problems that can not be solved with the conventional CEP pre-partitioning of the event stream, the focus area is expected to change dynamically over time during focused processing. To account for this fact, the algorithm is designed as an iterative process that allows for the adaptation of the focus area after each iteration step. Furthermore, it generates external notifications after each iteration steps and checks for termination criteria. In the example, the focused processing algorithm tries to determine the border of a cloud by looking at the measurement streams within the focus area. In case a coherent shape can not be found, the focused processing is terminated. Otherwise the generated shape is validated against background knowledge to distinguish it from other patterns such as fog or malfunction of PVs. If the shape's distance from the focus area border falls below a threshold, the focus area must be updated, i.e., moved and/or extended such that the identified shape has sufficient padding. The DCEP Manager is informed about the update and again checks for redundancies. Each processing iteration produces as its result the current shape of the cloud which is published within the DYNE system to be usable by other DLM components, such as a forecasting service that predicts the PV production curves.

⁴http://www.w3.org/2003/01/geo/wgs84_pos

5 CONCLUSIONS AND NEXT STEPS

The extension of the conventional CEP architecture by decoupled dynamic partitions overcomes the problem of limited flexibility due to pre-partitioning. It thereby allows for applying the proposed DCEP approach to highly dynamic and high volume DLM scenarios. By separating simple CEP pattern matching tasks from dynamically changing complex analysis tasks, we increase the computing efficiency of DLM processing.

In a next step, the prototypical realization of the DCEP architecture will be evaluated using several data sets of AMI data from a smart grid test field in northwestern Switzerland. The provided PV measurement data will be combined with simulated cloud movement data, based on empirically tested assumptions about the signal behaviour of the PV devices under the effect of cloud shading. Existing studies show that PV arrays under partially shaded conditions exhibit characteristic signal patterns, cf., e.g., (Vemuru et al., 2012). These signal characteristics can be used for cloud recognition when combined with background domain knowledge on typical cloud shapes, shape change, movement patterns and the geographic characteristics of PV locations that influence the shading patterns. Other challenges that must be addressed in the generalized DCEP framework design such as the fuzzy matching of time lags between situations of interest will be addressed in future work, cf. also (Schaaf, 2013).

ACKNOWLEDGEMENTS

Parts of the work presented here were done under Eurostars Project E!7377.

REFERENCES

- Dam, Q., Mohagheghi, S., and Stoupis, J. (2008). Intelligent demand response scheme for customer side load management. In *Energy 2030 Conference, 2008. ENERGY 2008. IEEE*, pages 1–7.
- Huang, Z. and Nieplocha, J. (2008). Transforming power grid operations via high performance computing. In *Power and Energy Society General Meeting - Conversion and Delivery of Electrical Energy in the 21st Century, 2008 IEEE*, pages 1–8.
- Koch, S., Barcenas, F. S., and Andersson, G. (2010). Using controllable thermal household appliances for wind forecast error reduction. In Ferrera, P. M., editor, *IFAC Conference on Control Methodologies and Technol-*

ogy for Energy Efficiency, volume 1, pages 261–266. IFAC.

- Koch, S., Meier, D., Zima, M., Wiederkehr, M., and Andersson, G. (2009). An active coordination approach for thermal household appliances - local communication and calculation tasks in the household. In *PowerTech, 2009 IEEE Bucharest*, pages 1–8.
- Lu, N. and Hammerstrom, D. (2006). Design considerations for frequency responsive grid friendly appliances. In *Transmission and Distribution Conference and Exhibition, 2005/2006 IEEE PES*, pages 647–652.
- Molderink, A., Bakker, V., Bosman, M. G. C., Hurink, J., and Smit, G. J. M. (2010). Management and control of domestic smart grid technology. *Smart Grid, IEEE Transactions on*, 1(2):109–119.
- Ringwood, J. V., Bofelli, D., and Murray, F. T. (2001). Forecasting electricity demand on short, medium and long time scales using neural networks. *J. Intell. Robotics Syst.*, 31(1-3):129–147.
- Schaaf, M. (2013). Event processing with dynamically changing focus. To be published in the Proceedings of the Seventh IEEE International Conference on Research Challenges in Information Science 2013 (RCIS 2013).
- Vemuru, S., Singh, P., and Niamat, M. (2012). Analysis of photovoltaic array with reconfigurable modules under partial shading. In *Photovoltaic Specialists Conference (PVSC), 2012 38th IEEE*, pages 001437–001441.
- Vovos, P., Kiprakis, A., Wallace, A., and Harrison, G. (2007). Centralized and distributed voltage control: Impact on distributed generation penetration. *Power Systems, IEEE Transactions on*, 22(1):476–483.
- Yin, J., Kulkarni, A., Purohit, S., Gorton, I., and Akyol, B. (2011). Scalable real time data management for smart grid. In *Proceedings of the Middleware 2011 Industry Track Workshop, Middleware '11*, pages 1:1–1:6, New York, NY, USA. ACM.